

New
Specification



Rewarding Learning

General Certificate of Secondary Education
January 2019

Centre Number

| | | | | |
|--|--|--|--|--|
| | | | | |
|--|--|--|--|--|

Candidate Number

| | | | | |
|--|--|--|--|--|
| | | | | |
|--|--|--|--|--|

Mathematics

Unit M4
(With calculator)

Higher Tier



[GMC41]

GMC41

TUESDAY 8 JANUARY, 9.15am–11.15am

TIME

2 hours.

INSTRUCTIONS TO CANDIDATES

Write your Centre Number and Candidate Number in the spaces provided at the top of this page.

You must answer the questions in the spaces provided.

Do not write outside the boxed area on each page or on blank pages.

Complete in black ink only. **Do not write with a gel pen.**

Answer **all nineteen** questions.

All working should be clearly shown in the spaces provided. Marks may be awarded for partially correct solutions.

You **may** use a calculator for this paper.

INFORMATION FOR CANDIDATES

The total mark for this paper is 100.

Figures in brackets printed down the right-hand side of pages indicate the marks awarded to each question or part question.

You should have a calculator, ruler, compasses and a protractor.

The Formula Sheet is on page 2.



Formula Sheet

Volume of prism = area of cross section \times length



Area of trapezium = $\frac{1}{2}(a+b)h$



Volume of sphere = $\frac{4}{3}\pi r^3$

Surface area of sphere = $4\pi r^2$

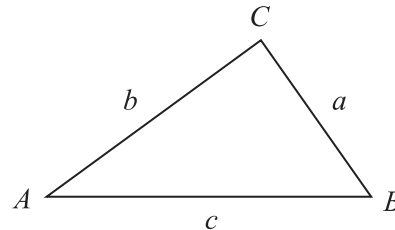


Volume of cone = $\frac{1}{3}\pi r^2 h$

Curved surface area of cone = $\pi r l$



In any triangle ABC



Quadratic Equation

The solutions of $ax^2 + bx + c = 0$ where $a \neq 0$, are given by

$$x = \frac{-b \pm \sqrt{b^2 - 4ac}}{2a}$$

Sine Rule: $\frac{a}{\sin A} = \frac{b}{\sin B} = \frac{c}{\sin C}$

Cosine Rule: $a^2 = b^2 + c^2 - 2bc \cos A$

Area of triangle = $\frac{1}{2} ab \sin C$



1 A badge is the shape of a quarter circle as shown below.

Calculate the perimeter of the badge.

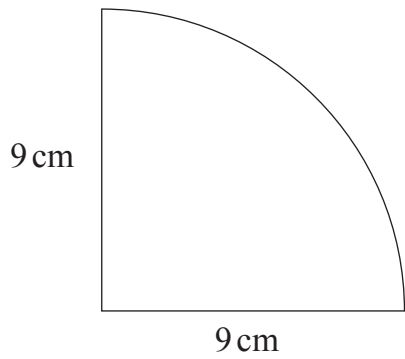


diagram not
drawn accurately

Answer _____ cm [3]



2 The test scores for the 10 boys in a class are

7 8 5 8 7 9 4 5 3 9

The mean test score for the 5 girls in the class is 8

Calculate the mean for this class.

Show your working clearly.

Answer _____ [3]



3 (a) Given that $4500 = 2^a \times 3^2 \times 5^b$

work out the values of a and b .

Answer $a =$ _____ $b =$ _____ [3]

(b) Hence, write down the lowest value by which 4500 needs to be multiplied to make a **cube** number.

Answer _____ [2]

[Turn over



- 4 The speeds of cars on a road were recorded over a period of time.

The results are recorded in the grouped frequency table.

| Speed (s miles per hour) | Frequency | | |
|--------------------------------|-----------|--|--|
| $20 < s \leq 30$ | 12 | | |
| $30 < s \leq 40$ | 16 | | |
| $40 < s \leq 50$ | 18 | | |
| $50 < s \leq 60$ | 2 | | |
| $60 < s \leq 70$ | 2 | | |

- (a) How many cars were travelling at more than 40 mph?

Answer _____ [1]

- (b) Which class interval contains the median speed?

Answer _____ [1]

- (c) Calculate an estimate for the mean speed of the cars on the road.

Answer _____ mph [4]



5 A child's height increased from 84 cm to 91 cm.

Calculate the percentage increase.

Answer _____ % [3]



6 ABCD is a square of side 6 cm.

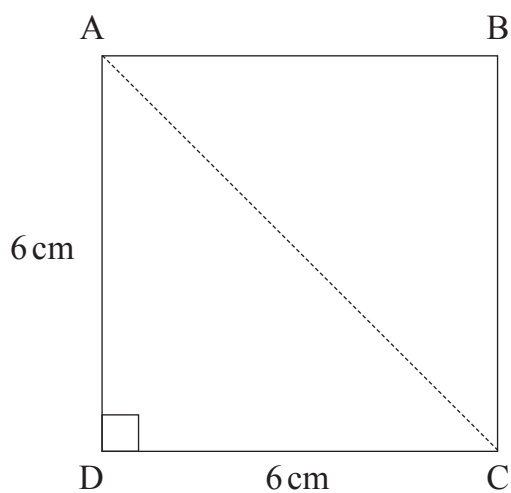


diagram not drawn accurately

How much longer is AC than AD?

You must show all your working.

Answer _____ cm [4]



7 Peter, Jack and Colin share a flat. They pay the rent monthly.

Peter pays 30% of the monthly rent.

Jack pays $\frac{3}{8}$ of the monthly rent.

Colin pays £520 of the monthly rent.

Calculate the total monthly rent for the flat.

Answer £ _____ [5]



8 Factorise each of the following.

(a) $10cp^2 - 4cp$

Answer _____ [2]

(b) $y^2 - 1$

Answer _____ [1]

(c) $k^2 - 2k - 3$

Answer _____ [2]

(d) $(x - 2)^2 + 5(x - 2)$

Answer _____ [2]



9 Solve $\frac{x+3}{2} = \frac{5x}{6}$

Answer $x =$ _____ [4]

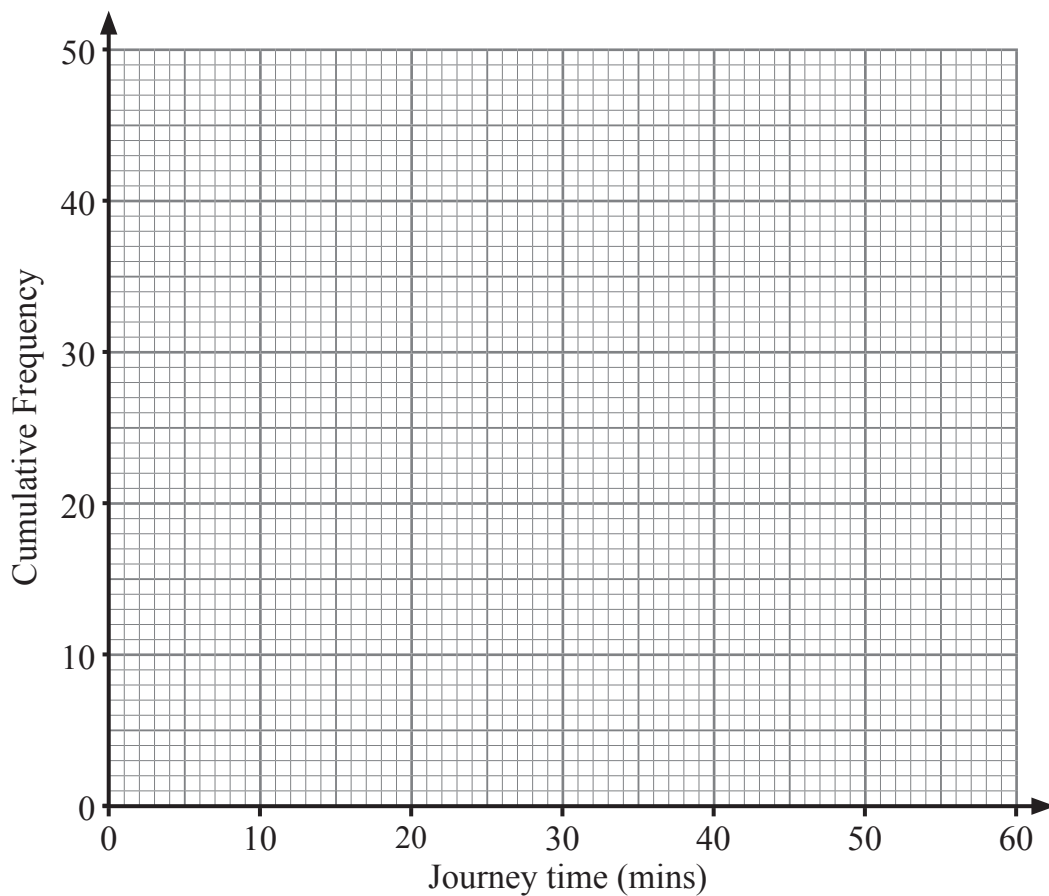


- 10 The cumulative frequency table gives data about the length of time it takes for 50 workers to travel to work one morning.

| Journey time (t minutes) | Cumulative Frequency |
|--|-----------------------------|
| $t \leq 20$ | 7 |
| $t \leq 25$ | 22 |
| $t \leq 30$ | 36 |
| $t \leq 35$ | 45 |
| $t \leq 45$ | 49 |
| $t \leq 60$ | 50 |



(a) On the graph paper below, draw a cumulative frequency graph to illustrate the data.



[3]

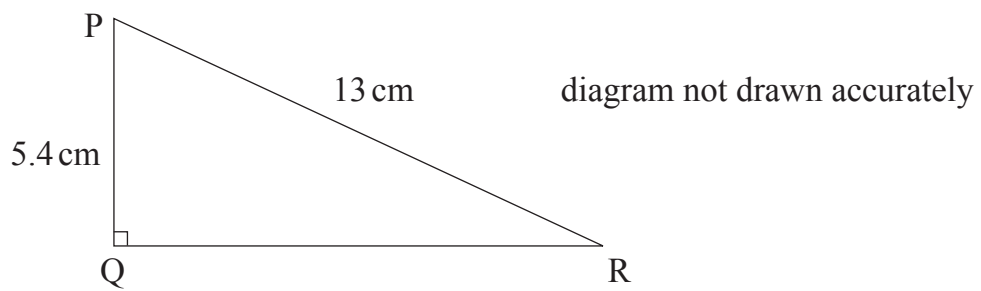
(b) Use the graph to estimate the percentage of workers whose journey time was longer than 40 minutes.

Answer _____ % [2]

[Turn over



11 PQR is a right-angled triangle.



By how many degrees is angle P bigger than angle R?

Give your answer to the nearest degree.

Show all your working clearly.

Answer _____ ° [5]



12 Find the equation of the line which goes through $(0, -4)$ and is perpendicular to the line $2x + 3y = 9$

Answer _____ [3]

13 Simplify fully

$$\frac{3x^2 - 6xy}{4x^2 - 8xy - 3xy + 6y^2}$$

Answer _____ [2]

[Turn over



14 A cliff is 130 m high.

From the top of the cliff, the angles of depression of two boats, both due east and level with each other, are 14° and 21° respectively.

Calculate the distance between the boats.

Show all your working clearly.



Answer _____ m [5]



15 A train travels 736 km (correct to the nearest km).

The journey takes 4.5 hours (correct to the nearest 0.1 hour).

Work out the minimum possible average speed and the maximum possible average speed in km/h.

Answer minimum average speed is _____ km/h

maximum average speed is _____ km/h [4]

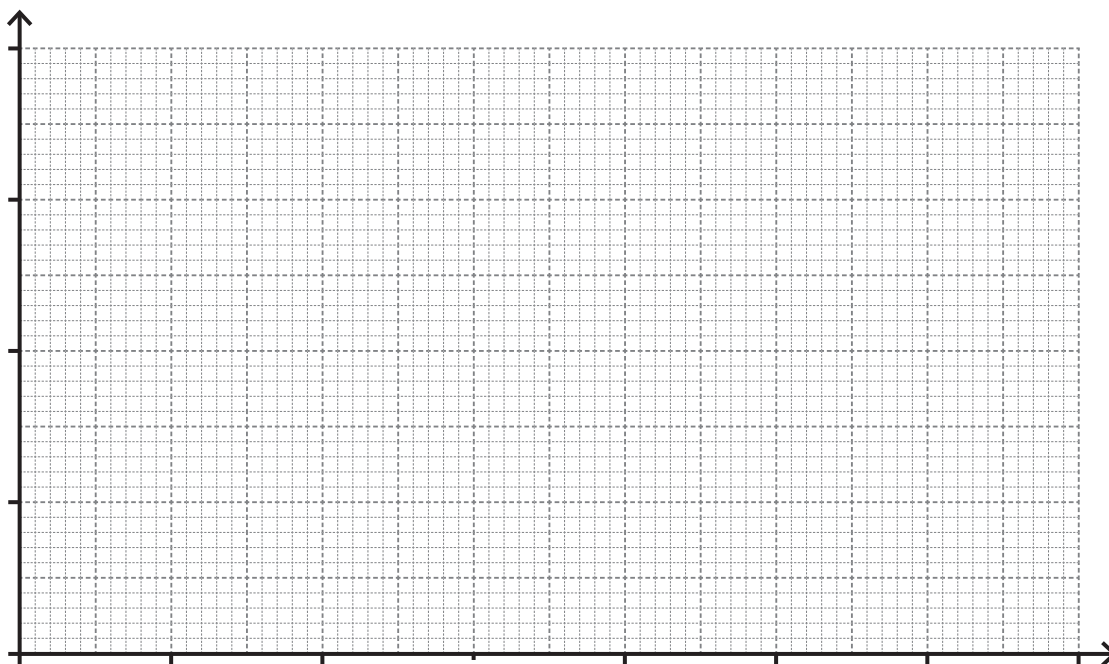
[Turn over



16 The weights, in grams, of a collection of waste bags from a hospital are shown.

| Weight, w (g) | Frequency |
|--------------------|-----------|
| $0 < w \leq 20$ | 5 |
| $20 < w \leq 30$ | 8 |
| $30 < w \leq 45$ | 24 |
| $45 < w \leq 55$ | 38 |
| $55 < w \leq 95$ | 64 |
| $95 < w \leq 115$ | 36 |
| $115 < w \leq 140$ | 45 |

(a) Draw a histogram on the axes provided to illustrate this data.



[3]



(b) Estimate the number of bags which weighed more than 60 g.

Answer _____ [2]

A stratified sample of 70 bags was selected from those with weights less than or equal to 95 g.

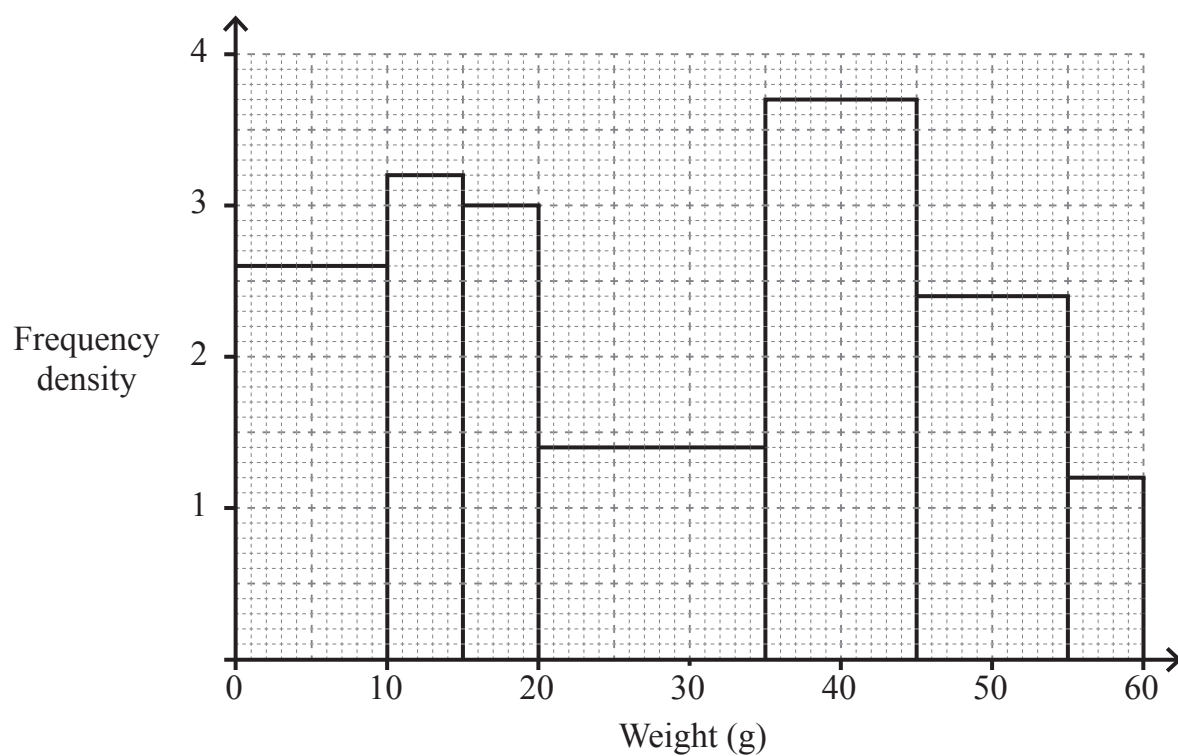
(c) Estimate how many of this sample weighed less than 40 g.

Answer _____ [3]

[Turn over



The weights of a second collection of bags are shown in the histogram below.



(d) Estimate the mean weight for this collection.

Answer _____ g [4]



(e) Estimate the median weight for this collection.

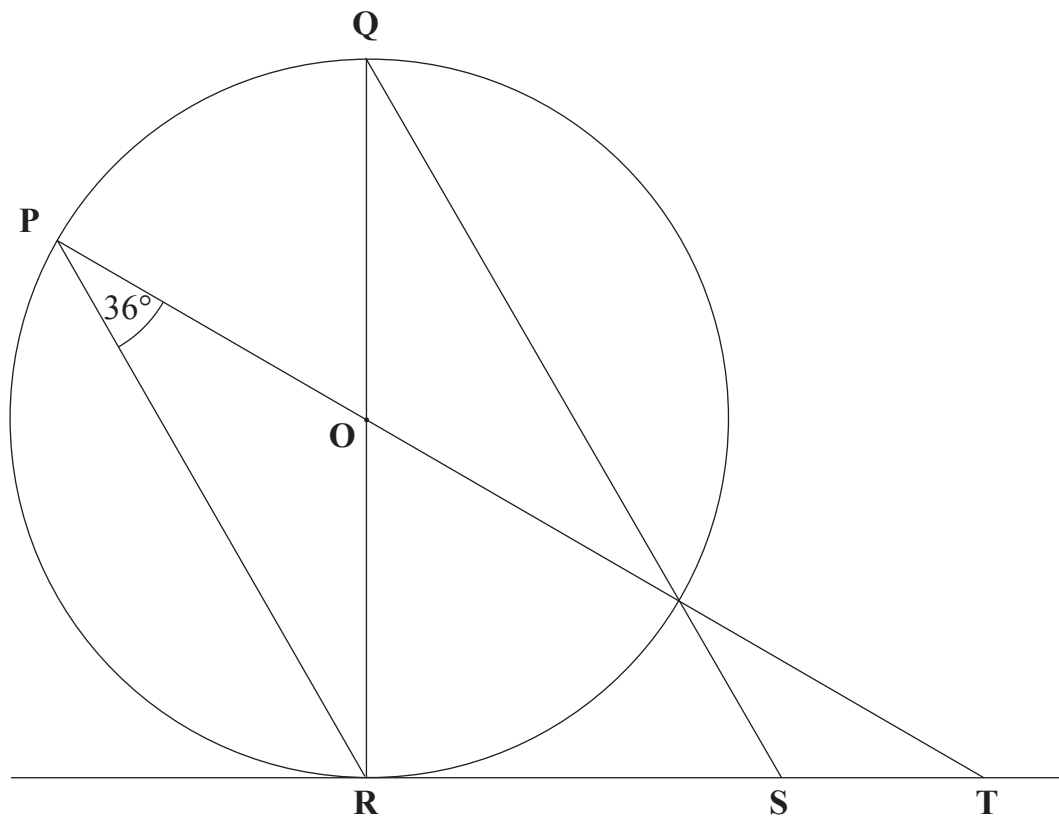
Answer _____ g [3]



17 (a) In the diagram shown, O is the centre of the circle.

P, Q and R are points on the circumference of the circle.

RST is a tangent to the circle.



Calculate the size of

(i) angle ROT,

Answer _____ ° [1]

(ii) angle OTR,

Answer _____ ° [1]

(iii) angle QSR.

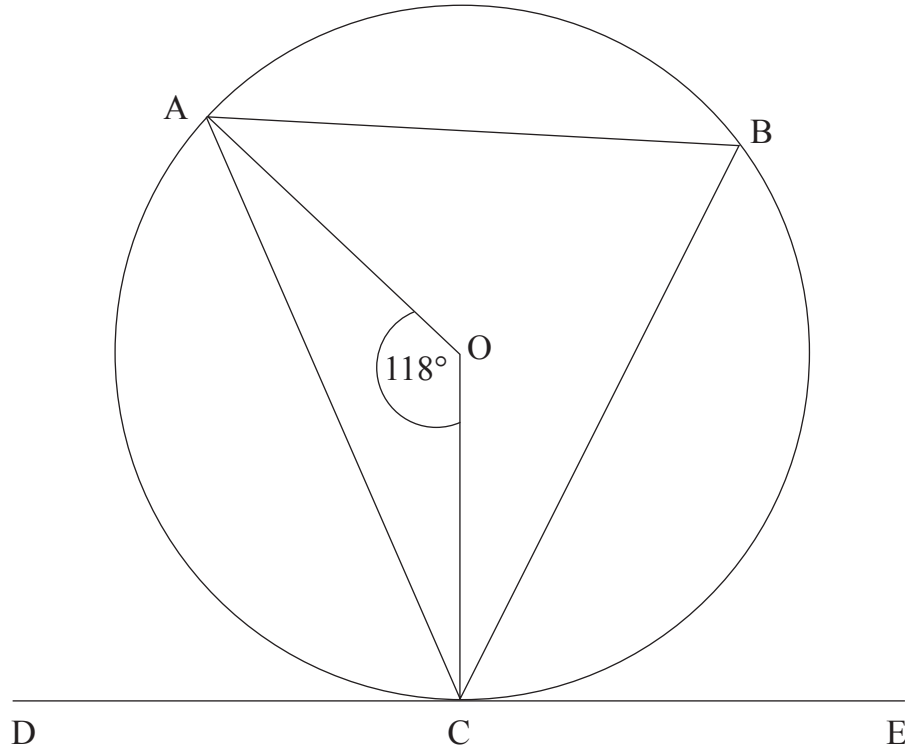
Answer _____ ° [1]



(b) O is the centre of the circle through A, B and C.

DCE is a tangent to the circle at C.

Angle AOC = 118°



- (i) Find the size of angle ACD.
Give a reason for each step.

Answer Angle ACD = _____ $^\circ$

Reasons:

[3]

[Turn over



(ii) Angle BCE = x .

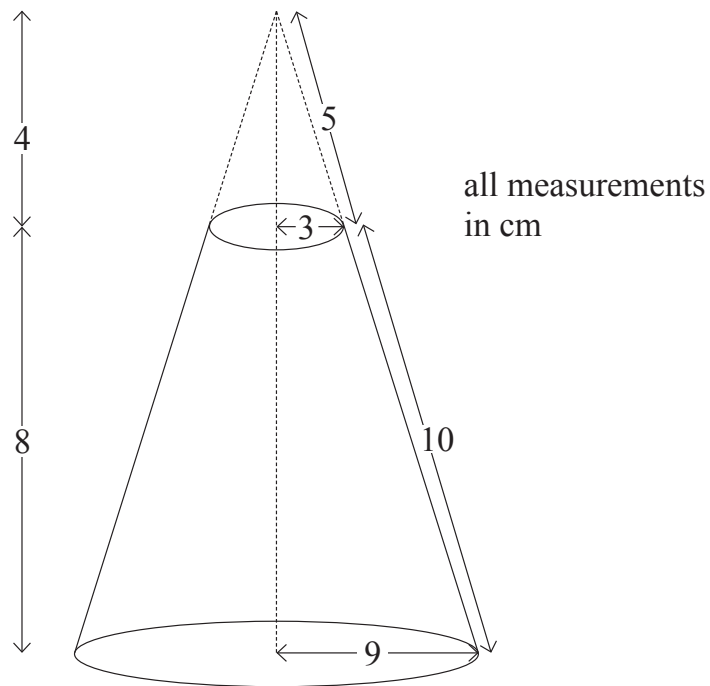
Express the angles BAC and BCA in terms of x .

Answer BAC = _____ ° [1]

BCA = _____ ° [2]



- 18 The diagram represents the frustum of a solid cone formed when a small cone is removed from the top of a large cone.



Work out the total surface area of the frustum.

You must show all your working.

Answer: _____ cm^2 [4]
[Turn over



19 A is a fraction whose denominator is 3 more than its numerator.

A new fraction B is produced.

4 is added to the numerator of A to give the numerator of B.

4 is added to the denominator of A to give the denominator of B.

Fraction B is now larger than fraction A by $\frac{1}{8}$

By setting up and solving a suitable equation find the original fraction A.

A method of trial and improvement will not be accepted.

Answer _____ [8]





THIS IS THE END OF THE QUESTION PAPER

BLANK PAGE

DO NOT WRITE ON THIS PAGE

11924



28GMC4127

DO NOT WRITE ON THIS PAGE

| For Examiner's use only | |
|-------------------------|-------|
| Question Number | Marks |
| 1 | |
| 2 | |
| 3 | |
| 4 | |
| 5 | |
| 6 | |
| 7 | |
| 8 | |
| 9 | |
| 10 | |
| 11 | |
| 12 | |
| 13 | |
| 14 | |
| 15 | |
| 16 | |
| 17 | |
| 18 | |
| 19 | |

| | |
|--------------------|--|
| Total Marks | |
|--------------------|--|

Examiner Number

Permission to reproduce all copyright material has been applied for.
In some cases, efforts to contact copyright holders may have been unsuccessful and CCEA will be happy to rectify any omissions of acknowledgement in future if notified.

11924/6



28GMC4128